

AN EXCERPT FROM THE 2017 PHYSICIANS' DESK REFERENCE

Find Laminine on
pages 1127-1130

LifePharm Global Network

32 RANCHO CIRCLE
LAKE FOREST, CA 92630
UNITED STATES OF AMERICA

Phone:

949.216.9600 • 800.400.1287

Fax: 949.216.9601

Email: CustomerService@LifePharmGlobal.com

LAMININE®

DS

LifePharm Global Network

RECOMMENDED USE

Laminine® is a dietary supplement intended for anti-aging. Laminine® capsules are to be administered orally. Recommended usage for adults is 1 to 4 capsules daily.

Do not take if you have a known allergy to eggs or fish.

If you are pregnant or nursing do NOT consume this product.

PRODUCT DESCRIPTION

Ingredients & Supplement Facts

Serving size: 1 capsule
Serving per container: 30

| | Amount Per Serving | % Daily Value |
|------------------------|-----------------------|---------------|
| OPT9 Proprietary Blend | 620 mg | * |

(Fertilized Avian Egg Extract, Marine Protein, Phyto Protein)

* Daily Value (%DV) Not Established

The proprietary formula in Laminine® is called OPT9™. This formula is composed of three (3) ingredients: Fertilized Avian Egg Extract (FAEE), Phyto Proteins, and Marine Proteins.

Other Ingredients

Laminine® contains the following inactive carriers: Vegetable Capsule, Silicon Dioxide, and Magnesium Stearate.

PRODUCT DESCRIPTION

Laminine contains fertilized avian egg extract, along with a blend of marine and phyto proteins added to make it unique with all essential amino acids.

TECHNICAL DESCRIPTION

The health benefits of the hen egg have been known for centuries. Investigation of the mechanism of the development of an egg after fertilization revealed certain health benefits. In earlier studies, whilst monitoring weight gain of the egg during their development, scientists (1) found very little gain in the first 9-10 days (7.5%), and then a sharp increase (1190% by day 23), suggesting rapid development of a body. The potency of the nutrients available to the fertilized avian egg at this stage has always been assumed to be high, but it was only recently that the chemical structure of the original egg solids for these critical stages, termed blastodermal to proteobryonic stages was obtained. During the blastodermal to proteobryonic stages of embryogenesis, oligopeptides with molecular weights from 0.5 to 1.0 kD were identified. Oligopeptides are compounds, which have 2 to 20 amino acids joined by a peptide bond. These short chains of amino acids are able to cross the digestive barrier without breaking down or changing the ratios and proportions (2). Peptides are far more potent than other neurotransmitters, requiring only small amounts to produce a profound effect.

Additionally, the uptake of the Fibroblast Growth Factor (FGF) (present in the proteobryonic fluid) by the developing avian egg sharply increases between days 11 & 12. These peptides and the FGF have been isolated through a proprietary process precisely at the right stage of development, using a proprietary drying technique to bring the health benefits to humans. The extract is termed Fertilized Avian Egg Extract (FAEE).

In 1929, John R. Davidson, a Canadian Doctor, discovered an extract derived from fertilized avian eggs when they were at a critical stage of development. He used this extract to restore health in his patients. Dr. Davidson spent well over a decade developing and researching his theory. However, when Dr. Davidson passed away in 1943, his research on fertilized avian eggs was not passed on and was soon forgotten. Nearly 50 years later, the pursuit of fertilized avian egg extract was revived by Norway's foremost expert on egg research: Dr. Bjørne Eskeland. He took Dr. Davidson's original research a step further and hypothesized that fertilized avian eggs contained a special combination of amino acids, peptides and protein fractions that could help provide an incredible array of health benefits when consumed by humans. This included vitamins, minerals and proteins, as well as important defense elements, growth factors, hormones and other biologically active components.

MECHANISM OF ACTION

The bioactive peptides in Laminine stimulate the dormant stem cells to utilize the phyto amino acids and marine protein to repair damaged aged cells.

Drying the proteobryonic fluid before the peptides are "used up" to build organs and bones, allows us to provide this building, repairing, maintenance mechanism of perfectly balanced amino acids, peptides and growth factors to humans.

Nature has devised an extremely versatile mechanism to provide nutrition with miraculous precision to the embryo of living creatures. The precise blend of oligopeptides may be seen as building blocks, without a bridge, or a director. The role of such a director is fulfilled by a growth factor known as the Fibroblast Growth Factor, or FGF, also a bioactive peptide. FGF is prolific in proteobryonic liquid as well as the human placenta. On the 11th day of the incubation cycle of a chicken egg, the chicken tissue shows a steep increase in these bioactive peptides, with the appropriate peptides to form the solid organs and bones (3). A detailed day-by-day study was performed in 1988 (5; 7). Discovered only in the seventies, FGF and bioactive peptides are critical in the development of embryos, including humans.

Bioactive peptides are responsible for building the linings in the blood vessels, creating the infrastructure for the nutrients to flow to critical areas of the brain and organs. Research credits bioactive peptides with the potential to directly affect many neuro disorders because of clear results of the ability of bioactive peptides to affect the growth of neurites (4). Neurites are signal senders (Axons) and signal receivers (dendrites) attached to the brain neurons.

Research (6) has also shown clearly that new cell cultures show a dramatic increase in peptide and amino acid uptake in the presence of FGF. This result gives credence to the hypothesis that embryonic growth is influenced by a very precise mechanism, which combines unique combinations of amino acids, peptides and FGF.

BENEFITS

The beneficial impacts of Laminine® are: positive effects on memory, skin, libido, energy, joints, muscles, stress, sleep and emotional stability.

CLINICAL AND EXPERIMENTAL STUDIES

Wound Healing Activity

In a 1997 study, immediately following surgery, (animal) subjects were randomized to receive either an amino acid diet or a peptide diet for 10 days and the strength of the wound was measured. Wound bursting pressure was found to be significantly higher in subjects receiving the peptide diets than in those just receiving amino acid diets. The authors suggest that dietary peptides may stimulate the production of growth factors such as growth hormone, insulin, or insulin growth factor (IGF-1). They also postulate that it is possible that the amino acid entry into the cell via peptide transporters is more efficient for stimulation of protein synthesis than entry in the form of just amino acids. Other possible mechanisms suggested by the authors for the increased wound healing with peptide versus non peptide diets include stimulation of collagen synthesis, increased blood flow to the wound, free radical scavenging, and generation of cytokine profiles which better support wound healing.

Cortisol Study

This study was designed to ascertain the effect of the nutritional supplement, Laminine on cortisol levels in the body. During the experiment, 28 subjects, 16 women and 12 men, between the ages of 36 and 83 took part in the study. Salivary cortisol level content of each participant was measured

prior to him/her taking part in the study. This figure is known as "pre-Laminine usage level." The salivary cortisol level was also measured every fifth day three times throughout the study when each participant's intake amount was changed. Overall, study participants' cortisol levels were reduced by an average of 23.7 percent, where 16 started on a higher intake of Laminine—four capsules, twice a day—and 12 started on one capsule twice per day. Participants that initially started on a higher intake of Laminine saw their cortisol level reduced significantly over the first four days as compared to subjects that began the study with a lower usage amount. However, at the end of the study, there was a small, although insignificant, difference in favor of the high initial intake. The total cortisol reduction by the end of the study was 27.3 percent in women and 19.2 percent in men.

While the results of this study are encouraging, additional tests with a larger sample size are needed to validate the findings.

CLINICAL EXPERIENCE

The Effects of Laminine on Normal Blood Sugar Levels

ABSTRACT

A pilot study was undertaken to observe a possible trend of the effects of Laminine, a dietary supplement, on normalizing blood sugar levels in subjects beginning to experience unhealthy blood sugar levels. Subjects' Hgb A1c (hemoglobin marker for blood sugar levels) were assessed at the beginning of the study and after 12 weeks taking two supplements daily. Eleven individuals participated in the study. Three subjects took a placebo, four subjects with slightly higher than normal Hgb A1c levels took two Laminine daily. Four subjects who were on blood sugar lowering medications that had been previously prescribed for them took two Laminine daily.

Although sample sizes were small, statistical evaluation using matched pairs T test showed that the group experiencing slightly higher than normal blood sugar levels were significantly downregulated with supplementation ($p < 0.05$). The unit change in down-regulation of blood sugar was also statistically significant ($p < 0.05$). No significant change was observed in the group that was also taking blood sugar medication with supplements. The results indicated that Laminine supplementation may have supported the normalization of blood sugar levels in individuals who are experiencing higher than normal blood sugar levels. A study is warranted to observe this effect in a larger population. No untoward side effects were observed in either group supplementing with Laminine for 12 weeks.

INTRODUCTION

Although metabolic syndrome was primarily a condition of middle-aged populations, it is becoming a condition of children, adolescents and young adults all over the world.⁹ Its criteria are overweight, sedentary lifestyle, and "modern diets" of too much food and poor lifestyle habits. Obesity, which is part of the metabolic syndrome, is the fastest growing health-related problem worldwide. The urgent need for preventive measures aimed at reducing the significantly increased health risk is underscored.¹⁰ The metabolic syndrome is an entity, made up of a cluster of cardiovascular risk factors, which increase the risk of future coronary heart disease, type II diabetes, and stroke.¹⁰ The prevalence varies between countries but runs about 20 percent in most westernized countries (i.e. 24 percent in the middle-aged population in Europe).¹¹ Lifestyle has been closely associated with the development of metabolic syndrome, with diet and physical activity identified as two of the most important modifiable lifestyle factors, in this regard.¹¹

The physician provides the primary counsel to help turn these conditions around by discouraging high fat diets, overweight and a sedentary lifestyle. Physicians welcome any additional tools they can use besides traditional pharmaceuticals to counteract high cholesterol, high blood pressure, unhealthy blood sugar levels and overweight. Besides encouraging low calorie diets and adequate exercise, certain dietary supplements may support maintaining healthier blood glucose levels. Laminine contains two categories of supplemental ingredients. A substantial amount of egg from a nine-day fertilized egg is high in levels of particular growth stimulants and rare antioxidants. This egg product is not heat processed or heat dried so as to not alter structural changes in the proteins and hormone substances (i.e. fibroblast growth factors). Receptor sites on fibroblast growth factor may stimulate receptor sites on somatic cells or stem cells, encouraging cell responses. Additional marine and plant proteins (also Spirulina) round out the amino acid profile.

METHODS

All participants signed a voluntary consent form and were informed of the dietary supplement's ingredients and safety. The Hgb A1c test was chosen to measure the effects of

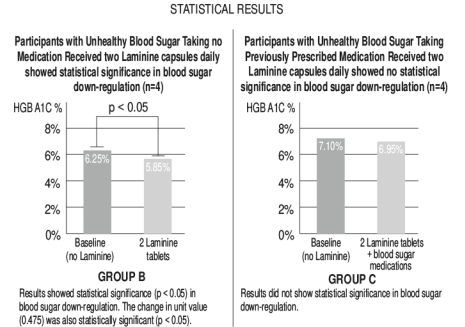
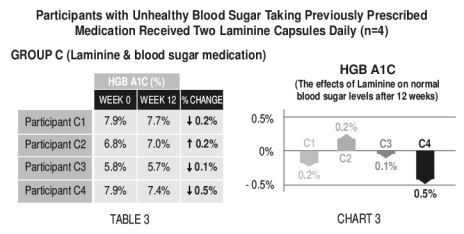
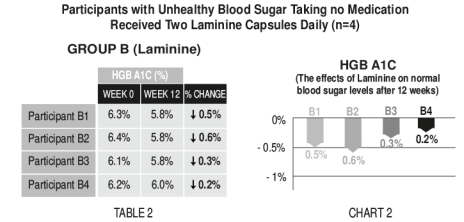
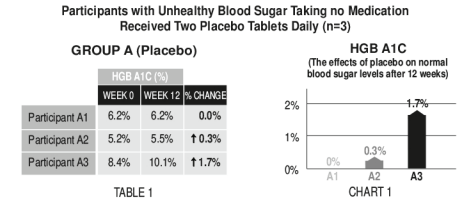
Laminine on normal blood sugar levels as opposed to other blood sugar tests because of its accuracy. Hgb A1c measures the percentage of hemoglobin (a protein in red blood cells that carries oxygen throughout the body) coated in sugar (glycated hemoglobin) over the previous 60-90 days. Therefore, it is not affected by short-term glycemic fluctuations (heavy meal, medications, etc.) that may impact the accuracy of other tests. The study lasted 12 weeks (84 days) in order to measure changes in Hgb A1c levels properly. Normal/healthy Hgb A1c levels are 5.6 percent and below, Hgb A1c levels between 5.7 to 6.4 percent may indicate an increased risk for unhealthy blood sugar levels and Hgb A1c levels of 6.5 percent or above may indicate unhealthy blood sugar levels.

Standards for Hgb A1c Levels

| HGB A1C LEVELS | |
|--|---------------|
| NORMAL/HEALTHY | 5.6% or below |
| INCREASED RISK OF UNHEALTHY BLOOD SUGAR LEVELS | 5.7% to 6.4% |
| UNHEALTHY BLOOD SUGAR LEVELS | 6.5% or above |

As the difference between healthy blood sugar levels and an increased risk for unhealthy levels can be as minute as 0.1 percent, even a slight drop in Hgb A1c levels proves beneficial for maintaining normal blood sugar. The dietary supplement, Laminine is a proprietary blend of Fertilized Avian Egg Extract, phyto proteins and marine proteins. Together, this combination provides the body with all 22 amino acids, including both the essential and non-essential required for protein synthesis. Group A took one placebo in the morning and one in the evening. Group B took one Laminine capsule in the morning and one in the evening. Participants in Group C took one Laminine capsule in the morning and one in the evening in addition to their blood sugar medication. All of the participants in Group C were taking their blood sugar medication prior to participating in the study. Participants in this group were on as few as one and as many as three different medications during the course of the study. These medications included insulin and oral medications. Group A and the two groups receiving Laminine were tested initially at week 0 before administration of placebo or dietary supplement and then at week 12. Neither diet nor exercise was monitored during the study period.

PARTICIPANT RESULTS



EVALUATION
The four subjects in Group B (at risk for unhealthy blood sugar levels) consuming two Laminine daily were evaluated using two sample matched pairs T test with a significant result (p=0.0273). Using one sample test, only on the differences, there was an average change of 0.475, which was also significant (p=0.0382). The group of subjects who were experiencing blood sugar levels controlled by medication (Group C) consuming two Laminine daily were also evaluated using two sample matched pairs T test with no significant results. Both statistical evaluations assumed the data was normally distributed. Subject groups were extremely small, but each subject had measurements taken before and after 12 weeks of supplementation, therefore these differences could be evaluated.

CONCLUSION
Metabolic syndrome often shows increasing levels of glucose intolerance. Measures to support persons who are overweight, have sedentary lifestyles and are showing higher than normal glucose levels but are not classified as diabetic, could possibly benefit from taking Laminine. Although the sample size was small, this preliminary investigation did show significant difference between glucose levels before and after 12 weeks of supplementation with Laminine. The difference in the Hgb A1c marker measurements before and after supplementation (a change of 0.475 units) was also statistically significant in Group B, adding additional credence of the noted effect. This preliminary evaluation shows the possibility that this supplement may have a beneficial effect towards helping maintain normal blood glucose in subjects at risk for developing high blood glucose and warrants further study with a larger population. The statistical evaluation of Group C individuals, taking medicines for normalizing high blood glucose levels, illustrated safety of the supplement as it did not interfere with medication or alter significantly the measurements as a group. Only one subject showed a higher rather than lower effect while on the supplement. Noticeably, one participant in Group C had been taking insulin with Laminine at the start of the study, and per this participant's personal physician's recommendation had tapered off insulin and maintained stable blood sugar levels by the conclusion of the 12 weeks.

All participants in Group B experienced a normalized down-regulation in Hgb A1c levels and three out of the four participants experienced a positive change in their levels in Group C. It is known that nine-day fertilized avian egg extract that is not denatured with heat processing could retain fibroblast growth factor (FGF) activity. Because growth factors react with receptor sites on somatic cells or stem cells, this activity could support glucose absorption. Laminine also contains fish and vegetable protein, which may have an effect on glucose tolerance when added to the diet continuously. Continuing studies are warranted on clinical effectiveness and also on mechanism of action of Laminine. J.B. Spalding, Ph. D. retired statistics professor from University of North Texas, Denton, Texas performed the statistical analysis.

Cholesterol Profiles Study
The study was designed to test the effects of the nutritional supplement, Laminine, independently and in combination with Laminine OMEGA+++, on cholesterol, low density lipoproteins (LDL), high density lipoproteins (HDL), triglycerides and blood pressure. There were 15 individuals in the study, broken into three groups of five. This was a double-blind placebo-controlled study that took place over a total period of 12 weeks. The study took place during two phases. The first lasted eight weeks and included Groups A, B, and C. Cholesterol serum profiles and blood pressure were taken from participants in each group at the start of week one and at the conclusion of week eight. During this phase of the study, participants took a total of four supplements a day—two in the morning and two in the evening. The second phase of the study only included participants from Group A and lasted

an additional four weeks, after which time cholesterol serum profiles were measured again. During phase II, participants in Group A consumed eight supplements a day—four in the morning and four in the evening. During the first phase of the study, results showed that the average cholesterol down-regulation in Group B was about 9.8 percent, compared to 11.5 percent in Group C. Meanwhile, cholesterol levels in Group A actually rose by 1.0 percent over the first eight weeks but normalized by 11 percent between weeks nine and 12. Results for LDL and triglycerides generally followed a similar pattern.

| Phase I | | CHOLESTEROL* | LDL* | TRIGLYCERIDES* |
|--------------------------------------|--|--------------|---------|----------------|
| GROUP A (Placebo/Placebo) | | ↑ 1.04% | ↓ 9.7% | ↑ 140.3% |
| GROUP B (Laminine OMEGA+++/Placebo) | | ↓ 9.8% | ↓ 19.6% | ↓ 32.2% |
| GROUP C (Laminine/Laminine OMEGA+++) | | ↓ 11.5% | ↓ 20.9% | ↓ 16.7% |

* Measured in mg/dl
Percentages reflect average change after eight weeks

| Phase II | | CHOLESTEROL* | LDL* | TRIGLYCERIDES* |
|--------------------------------------|--|--------------|--------|----------------|
| GROUP A (Laminine/Laminine OMEGA+++) | | ↓ 11% | ↓ 2.6% | ↓ 58.2% |

* Measured in mg/dl
Percentages reflect average change after four weeks

Subjects in Group A were also given a subjective survey at the conclusion of Phase II, when they were asked to rate improvement in their joints, memory, skin, sexual drive, muscle tone and strength, stress levels, sleep and emotional wellbeing. Of the five subjects in Group A, only four chose to be a part of the survey. After Phase II, the average improvement in all categories was about 5.75 on a scale of 0-10, with zero representing no change and 10 representing a significant improvement. These are subjective results but nonetheless notable.

| | AVERAGE IMPROVEMENT AT WEEK 12 |
|--------------------------|--------------------------------|
| JOINTS | 5.8 |
| MEMORY | 6 |
| SKIN | 5.8 |
| SEXUAL DRIVE | 5.8 |
| MUSCLE TONE AND STRENGTH | 5.5 |
| STRESS | 5 |
| SLEEP | 6.2 |
| EMOTIONAL WELL-BEING | 6.2 |

Cholesterol Profiles Study Discussion
Triglyceride levels in Group A normalized by 267 mg/dl or 58.2 percent during Phase II, the most substantial change throughout the duration of the study. However, participants in Group C experienced the best and most consistent overall results. HDL levels were within normal limits both at the beginning and end of the study for all participants. Although participants in Group A took double the Laminine and Laminine OMEGA+++ during Phase II, results were not drastic enough to recommend doubling the suggested usage for Laminine OMEGA+++ for all individuals. The down-regulation in LDL was not significant in Group A during Phase II as compared to Group C during Phase I. Nevertheless, for individuals that do have high triglyceride concerns, doubling the intake of Laminine and Laminine OMEGA+++ can yield a normalization in a short period of time. These data suggest that Laminine OMEGA+++ helps to down-regulate cholesterol, LDL, triglyceride and blood pressure levels (Group B), but when taken with Laminine, the benefits are more significant as a whole (Group C after Phase I and Group A after Phase II). A study of this size has an estimated margin of error of approximately 30 percent. Therefore, while the results of this study are encouraging, additional tests with a larger sample size are needed to validate the findings.

SAFETY
People with egg allergies should consult a physician before taking Laminine®. Pregnant women should consult with a physician before taking Laminine®.

THE EFFECTS OF IMMUNE+++ AND LAMININE ON NORMAL WHITE BLOOD CELL COUNT LEVELS
INTRODUCTION
The study was designed to test the effects of LifePharm IMMUNE+++ independently and in combination with Laminine in total white blood cell (lymphocyte) count, which includes natural killer cells, B cells and T cells. This was a placebo-controlled study that took place over a 12-week period.

The individuals participated in the study, divided into three groups: A, B and C. Group A was on placebo, Group B took only IMMUNE+++ and Group C took IMMUNE+++ in concert with Laminine.

A rise in white blood cell count can be considered indicative of a positive effect of the nutritional supplements. Overall, white blood cell count down-regulated in the placebo group but marked notable increases in Group B and Group C.

METHODS

White blood cell count vacillates daily, even hourly, and can be affected by a number of factors, notably illness caused by bacterial and viral infections. Therefore, all participants in this sample were evaluated during the initial blood draw at week zero and at the conclusion of week 12 and deemed to be healthy and not influenced by illness. Normal levels of white blood cells range from 850-3,900 cells per microliter.

| NORMAL RANGE (μl) | |
|----------------------|-------------|
| TOTAL WHITE CELLS | 850 - 3,900 |
| NATURAL KILLER CELLS | 70 - 760 |
| B CELLS | 110 - 660 |
| T CELLS | 840 - 3060 |

DETAILS

IMMUNE+++ is a proprietary combination of:

- Opti-Shield Blend: a polysaccharide complex, reishi, maitake and turkey tail mushrooms
- Life-C blend: Pure vitamin C with citrus bioflavonoids and lipid metabolites
- Herb and Botanical Blend: Camu camu, acerola, ashwagandha, sea buckthorn and pomegranate

IMMUNE+++ comes in tablet form with an enteric coating.

Laminine is a proprietary blend of Fertilized Avian Egg Extract, phyto proteins and marine proteins. Together, this combination provides the body with the full chain of 22 amino acids essential for cellular health. Laminine is a powder in capsule form.

Group A took one placebo in the morning and one in the evening. This portion of the study was double blind.

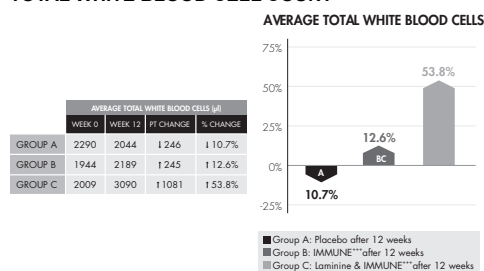
Group B took one IMMUNE+++ tablet in the morning and one in the evening. This portion of the study was double blind.

Group C took one Laminine capsule and one IMMUNE+++ tablet in the morning and one of each in the evening. This portion of the study was not double blind. Both the participants and the administering physician knew that individuals in this group were taking both Laminine and IMMUNE+++.

Subjects in the study ranged in age from 18 to 85 years.

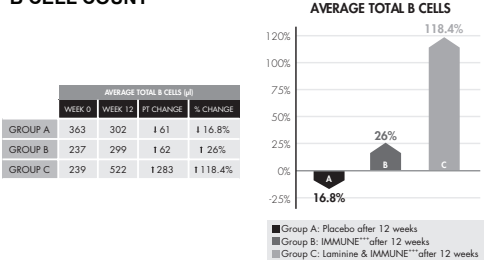
PARTICIPANT RESULTS

TOTAL WHITE BLOOD CELL COUNT



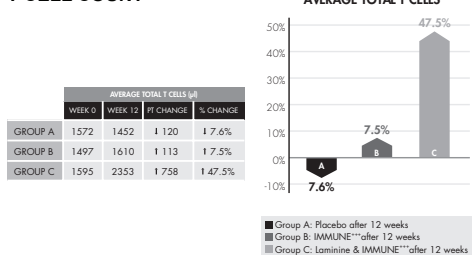
Overall, Group B (supplemented with only IMMUNE+++ for 12 weeks) noticed a 12.6 percent improvement in total white blood cell count, but Group C (supplemented with Laminine and IMMUNE+++ for 12 weeks) experienced the most significant positive change of 53.8 percent.

B CELL COUNT



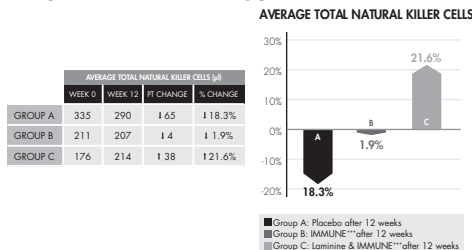
The average number of B cells in Group A (supplemented with placebo for 12 weeks) down-regulated by 16.8 percent, compared to more significant, positive changes in Groups B (IMMUNE+++ for 12 weeks) and Group C (Laminine and IMMUNE+++ for 12 weeks).

T CELL COUNT



T cell count in Groups A (Placebo), B (IMMUNE+++ and C (Laminine and IMMUNE+++ followed a similar trend with participants in Group C experiencing the most notable changes.

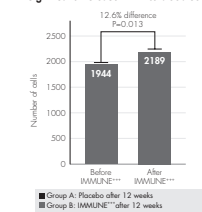
NATURAL KILLER CELL COUNT



The total number of natural killer cells fell an average of 1.9 percent within the normal range for Group B and 21.6 percent for Group C.

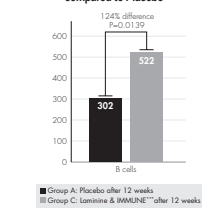
STATISTICAL RESULTS

Total white blood cell count: Subjects taking two IMMUNE+++ tablets per day for 12 weeks showed significant increase in white blood cells



Group B
Results showed statistical significance ($p < 0.05$) in total white blood cell count.

Subjects taking two IMMUNE+++ tablets and two Laminine capsules per day for 12 weeks compared to Placebo



Results showed statistical significance ($p < 0.5$) in B cell count.

EVALUATION

The results were evaluated by a third-party statistician. The results were statistically significant in total white blood cell count, T cell count and B cell count when compared to Placebo. B cell count was showed to be statistically significant when comparing Group A to Group C and Group B to Group C.

Both statistical evaluations assumed the data was normally distributed. Subject groups were extremely small, but each subject had measurements taken before and after 12 weeks of supplementation; therefore, these differences could be evaluated.

CONCLUSION

Expectedly, individual results in Group A were mixed, but on average, all subjects experienced a down-regulation in white blood cell levels.

Group B results were positive overall, despite a down-regulation in natural killer cells in the group.

The results in Group C (one Laminine and one IMMUNE+++ twice a day) were the most significant and encouraging despite the small sample size. Natural killer cells, B cells, T cells and overall white blood cells increased significantly during the 12-week period, suggesting that IMMUNE+++ is even more effective when taken with Laminine.

Overall, the results in Group B and Group C suggest that IMMUNE+++ may help to boost white blood cell count

within the normal range. When combined with Laminine, IMMUNE+++ is even more effective at supporting healthy immune function in individuals at a variety of ages and genders, even those with serious immune deficiencies.

J.B. Spalding, Ph. D. retired statistics professor from University of North Texas, Denton, Texas performed the statistical analysis.

These statements have not been evaluated by the Food and Drug Administration. This product is not intended to diagnose, treat, cure or prevent any disease.

HOW SUPPLIED

The Fertilized Avian Egg Extract in Laminine® is also contained in: OMEGA+++

REFERENCES

1. Roberts, Pamela R, et al. Nutrition Vol. 14, No. 3, 1998
2. Arvanitakis, Constantine. Am. Jour. of Physiology, Vol. 231, No. 1, July 1976.
3. Joseph-Silverstein, Jacquelyn, et al (June 1989) Basic Fibroblast Growth Factor in the Chick Embryo: Immunolocalization to Striated Muscle Cells and Their Precursors. The Journal of Cell Biology, 108: 2459-2466.
4. Hatten, M. E., et al (1988) In Vitro Neurite Extension by Granule Neurons is Dependent upon Astroglial-Derived Fibroblast Growth Factor. Developmental Biology, 125:280-289.
5. Seed, Jennifer, et al (1988) Fibroblast Growth Factor Levels in the Whole Embryo and Limb Bud during Chick Development. Developmental Biology, 128:50-57.
6. Gospodarowicz, D, et al (1986) Molecular and Biological Characterization of Fibroblast Growth Factor, an Angiogenic Factor Which Also Controls the Proliferation and Differentiation of Mesoderm and Neuroectoderm Derived Cells. Cell Differentiation, 19: 1-17.
7. Seed, Jennifer, et al (1988) Fibroblast Growth Factor Levels in the Whole Embryo and Limb Bud during Chick Development. Developmental Biology, 128:50-57.
8. Jin, Kunlin, et al (Dec 2005) FGF-2 Promotes Neurogenesis and Neuroprotection and Prolongs Survival in a Transgenic Mouse Model of Huntington's disease, Vol. 102.
9. Ekelund U, Anderssen SA, Froberg K, Sardinha LB, Andersen LB, Brage S, et al. (2007) Independent associations of physical activity and cardiorespiratory fitness with metabolic risk factors in children: the European youth heart study. Diabetologia 50: 1832-1840.
10. Healy GN, Matthews CE, Dunstan DW, Winkler EA, Owen N (2011) Sedentary time and cardio-metabolic biomarkers in US adults: NHANES 2003-06. Eur Heart J 32: 590-597.
11. Elin Ekblom-Bak, Annika Rosengren, Mattias Hallsten, Göran Bergström, and Mats Börjesson. Cardio-respiratory Fitness, Sedentary Behaviour and Physical Activity Are Independently Associated with the Metabolic Syndrome. Results from the SCAPIS Pilot Study. PLoS One. 2015; 10(6): e0131586.

Shown in Product Identification Guide, page 509

LAMININE IS FEATURED IN THE 2017 PHYSICIANS' DESK REFERENCE

